



OVERVIEW

The VR-Link is a remote device that interfaces a Vector series transmitter with multiple extended control/monitor panels (ECMP2s) and web based control and monitoring ability via an internal serial to LAN adapter.

The serial to LAN adapter provides control and monitoring of the transmitter through audible alarms and status indicators in the form of a web page, which can be accessed over an Ethernet connection.

The ECMP2 is a remote control device used to monitor - visibly or audibly - and control the inputs and outputs of a Vector series transmitter.

The VR-Link allows for connections with up to three external ECMP2s and one internal ECMP2 via RS-485 serial communication.

The available interconnection options allow for control/monitor capabilities at multiple locations and virtually any distance from the transmitter.

VR-LINK

Remote control/monitoring of Vector NDB system

Interface

The VR-Link can interface with the Vector NDB via RS232 or RS422 (serial) connections.

Optional modem in VR-Link and NDB allow for use of leased-line connection of NDB. Serial server connection may also be used to facilitate a network connection between VR-Link and NDB.

Control/Monitoring

VR-Link provides user with complete control/monitoring of Vector NDB and ATU via text-based web site interface (requires user supplied PC and ethernet interface between VR-Link and PC).

VR-Link remote capabilities include:

- Remote access to alarm/information logs
- E-mail reporting of system status, upon request
- Data server for integration with existing remote control equipment

Range

RS232 - 15 meters max
RS422 - 1 km max
Leased-line - Unlimited
Network connection - Unlimited

Environmental

Temperature Range
0°C to +50°C (operating)
-20°C to +85°C (storage)

Humidity
0 to 95% relative humidity (non-condensing)

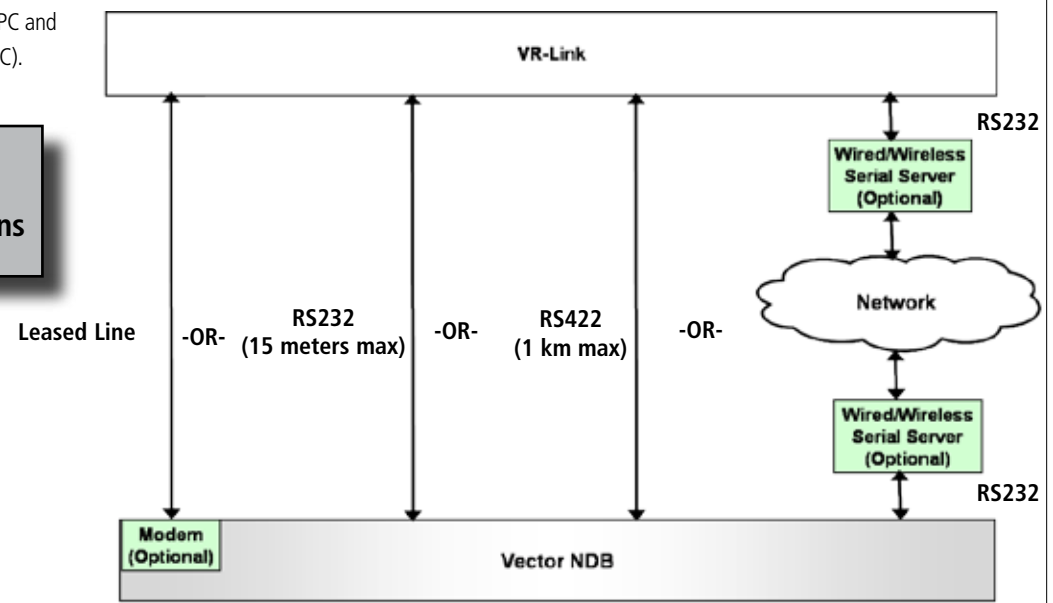
AC Input

100 to 240 Vac, 50/60Hz @ 1.2 A

Dimensions

48.2 cm W x 11.7 cm H x 29.2 cm D
(19" W x 4.6" H x 11.5" D)

Vector NDB & VR-Link Interconnection Options





ECMP2

Extended Control/Monitor Panel for Vector NDB system

Control

Four switches for extended command functions:

- RF ON/OFF
- Audible Alarm ON/OFF
- Timer ON/OFF
- 1 user configurable spare command switch

Switches are user configurable for remote control of any command point on Vector NDB system.

(Audible Alarm ON/OFF control cannot be re-configured).

Monitoring

Seven visual systems indicators monitor the following:

- RF ON Status
- Low ac Alarm
- Changeover Alarm
- Shutdown Alarm
- Antenna Fault
- Two Spare user configurable status indicators

System indicators can be configured by the user if standard configuration does not meet the site specific requirements.

Interface

ECMP2 connected to NDB via direct parallel wire connection

The Site control/monitor PWB used to provide additional control and monitor points, that are external to the Vector NDB, to the ECMP2 via terminal block connectors.

Range

ECMP2 provides extended control/monitor functions for the Vector NDB system at a maximum distance of 152 m (500 ft).

Environmental

Temperature Range
0°C to to +50°C (operating)
-30°C to +80°C (storage)

Humidity

0 to 95% relative humidity (non-condensing)

Supply Voltage

9 to 15 Vdc

(note: the ECMP2 ancillary kit contains an ac to dc power supply that can be used as the electrical power supply. This power supply accepts a voltage between 100 and 240 V ac, 50/60 Hz)

Dimensions

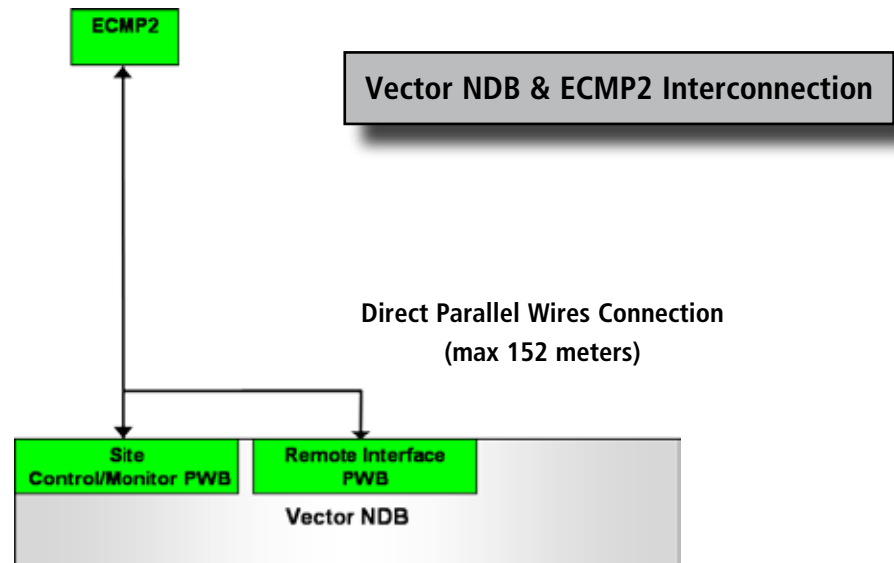
Rack Mounted

48.2 cm W x 13.3 cm H x 16.2 cm D
(19" W x 5.25" H x 6.38" D)

Console Mounted

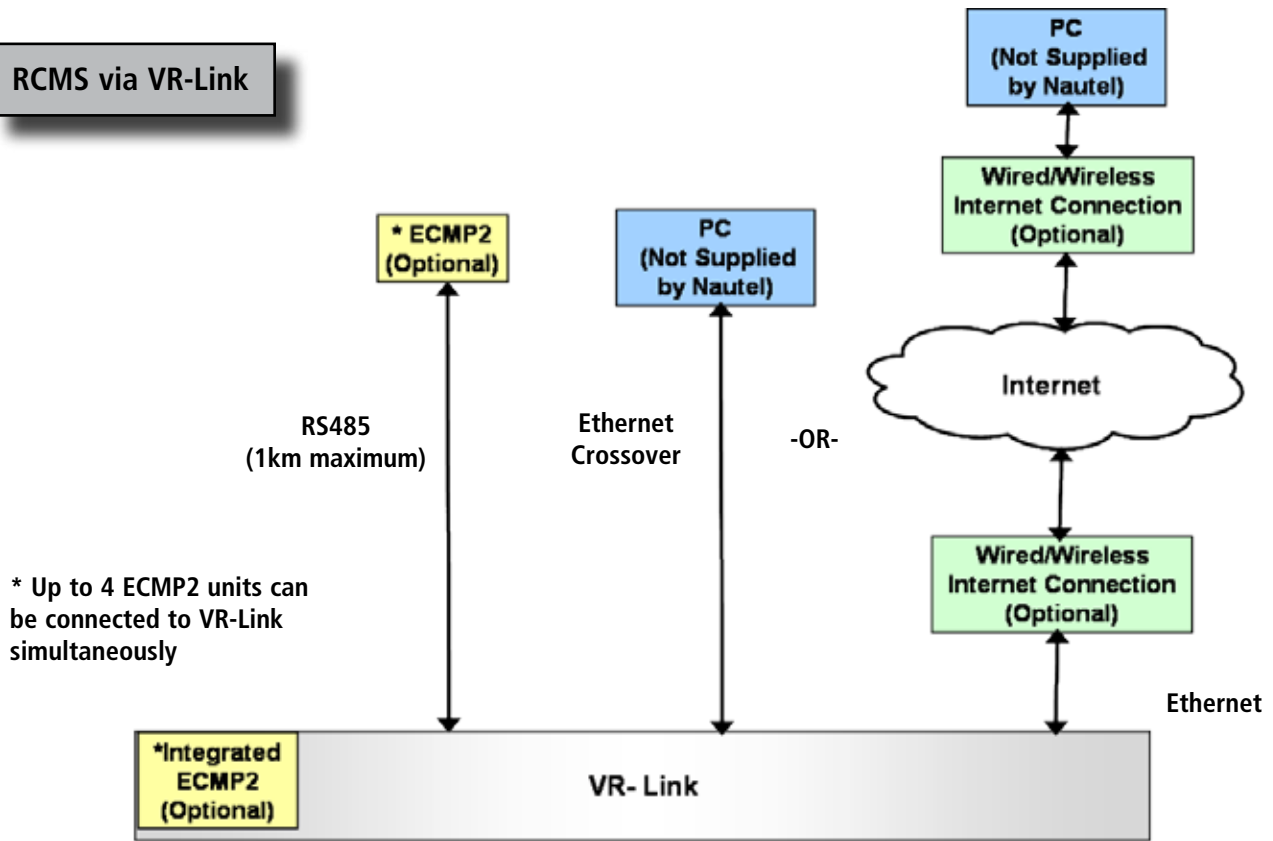
7.1 cm W x 12.9 cm H x 16.2 cm D
(2.79" W x 5.06" H x 6.38" D)

(Use of the ECMP2 requires the purchase and installation of the optional site control/monitor pwb in the Vector NDB system)





RCMS via VR-Link



VR-LINK/ECMP2 INTEGRATION

VR-Link with Integrated ECMP2

ECMP2 can be integrated with VR-Link using standard VR-Link connections to provide the combined monitoring and control capabilities of both devices for one NDB and ATU. Using ECMP2 in conjunction with VR-Link allows control and monitoring functions of ECMP2 to be utilized remotely.

Connecting multiple ECMP2 units via VR-Link

Up to four (one internal to VR-Link) ECMP2 units can be connected to one VR-Link simultaneously for control of the NDB. The ECMP2 is connected to VR-Link with standard serial (RS485) connections. ECMP2 units can be located up to 1 km from VR-Link.